

Off Season Influenza & Respiratory Illness Activity Report

Week Ending August 19, 2023 | WEEK 33

A summary of influenza surveillance indicators prepared by the Division of Infectious Disease Epidemiology Prevention & Control.
All data are preliminary and may change as more information is received.

Contents

Sentinel Provider Surveillance	2
Laboratory Surveillance	3
Hospitalized RSV Surveillance	5

[Minnesota Influenza Surveillance \(www.health.state.mn.us/diseases/flu/stats/\)](http://www.health.state.mn.us/diseases/flu/stats/)

[Weekly U.S. Influenza Surveillance Report \(www.cdc.gov/flu/weekly/\)](http://www.cdc.gov/flu/weekly/)

[World Health Organization \(WHO\) Surveillance \(www.who.int/influenza/surveillance_monitoring/updates/en/\)](http://www.who.int/influenza/surveillance_monitoring/updates/en/)

Neighboring states' influenza information:

Iowa: [Iowa Flu Reports \(idph.iowa.gov/influenza/reports\)](http://idph.iowa.gov/influenza/reports)

Wisconsin: [Influenza \(Flu\) \(www.dhs.wisconsin.gov/communicable/influenza/\)](http://www.dhs.wisconsin.gov/communicable/influenza/)

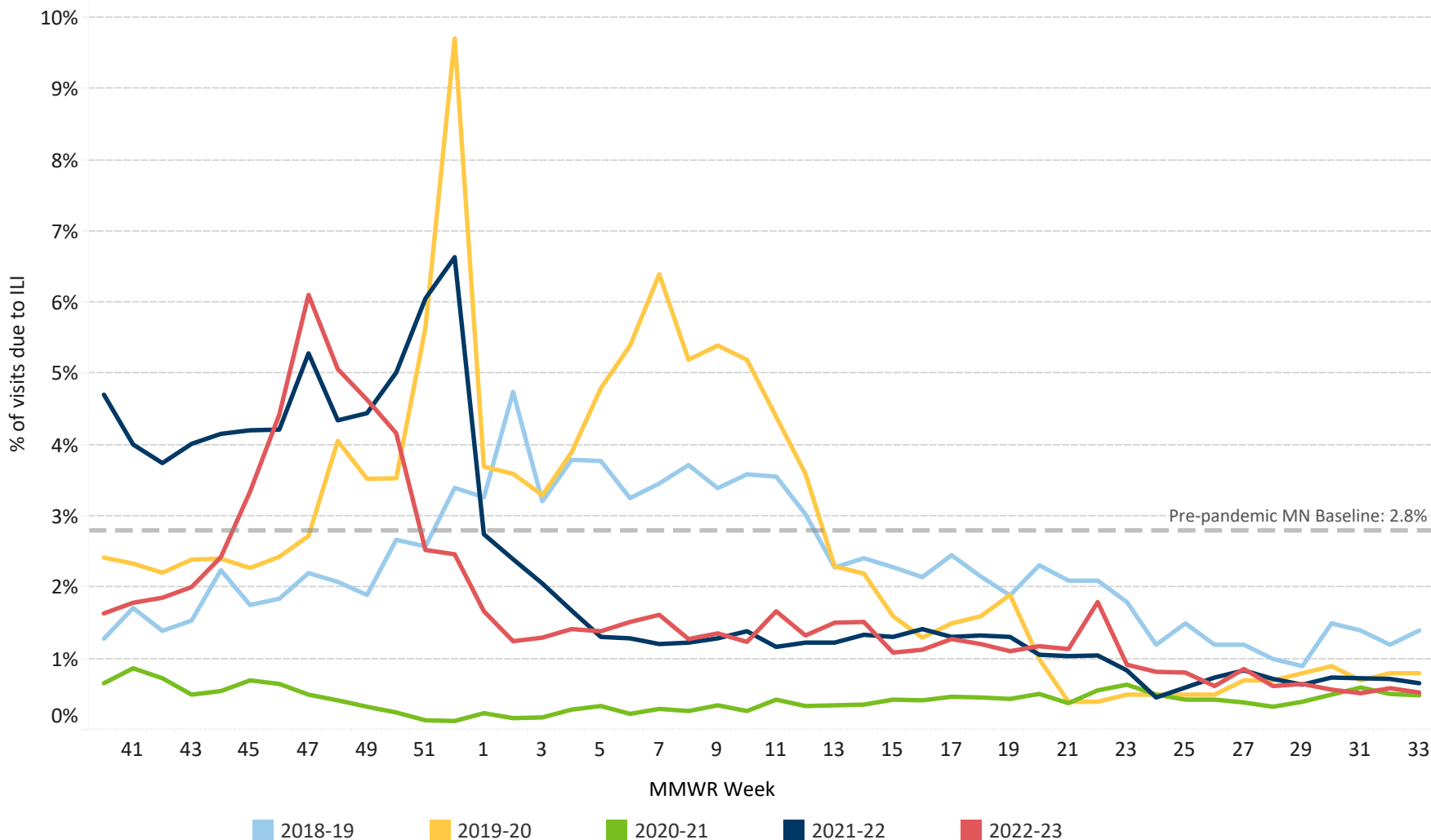
North Dakota: [Reported Seasonal Influenza Activity in North Dakota \(www.ndflu.com/default.aspx\)](http://www.ndflu.com/default.aspx)

South Dakota: [South Dakota Influenza Information \(doh.sd.gov/diseases/infectious/flu/\)](http://doh.sd.gov/diseases/infectious/flu/)

Sentinel Provider Surveillance

MDH collaborates with healthcare providers who report the total number of patients seen and the total number of those patients presenting to outpatient clinics with influenza-like illness.

Percentage of Persons Presenting to Outpatient Clinics with Influenza-Like Illness (ILI)



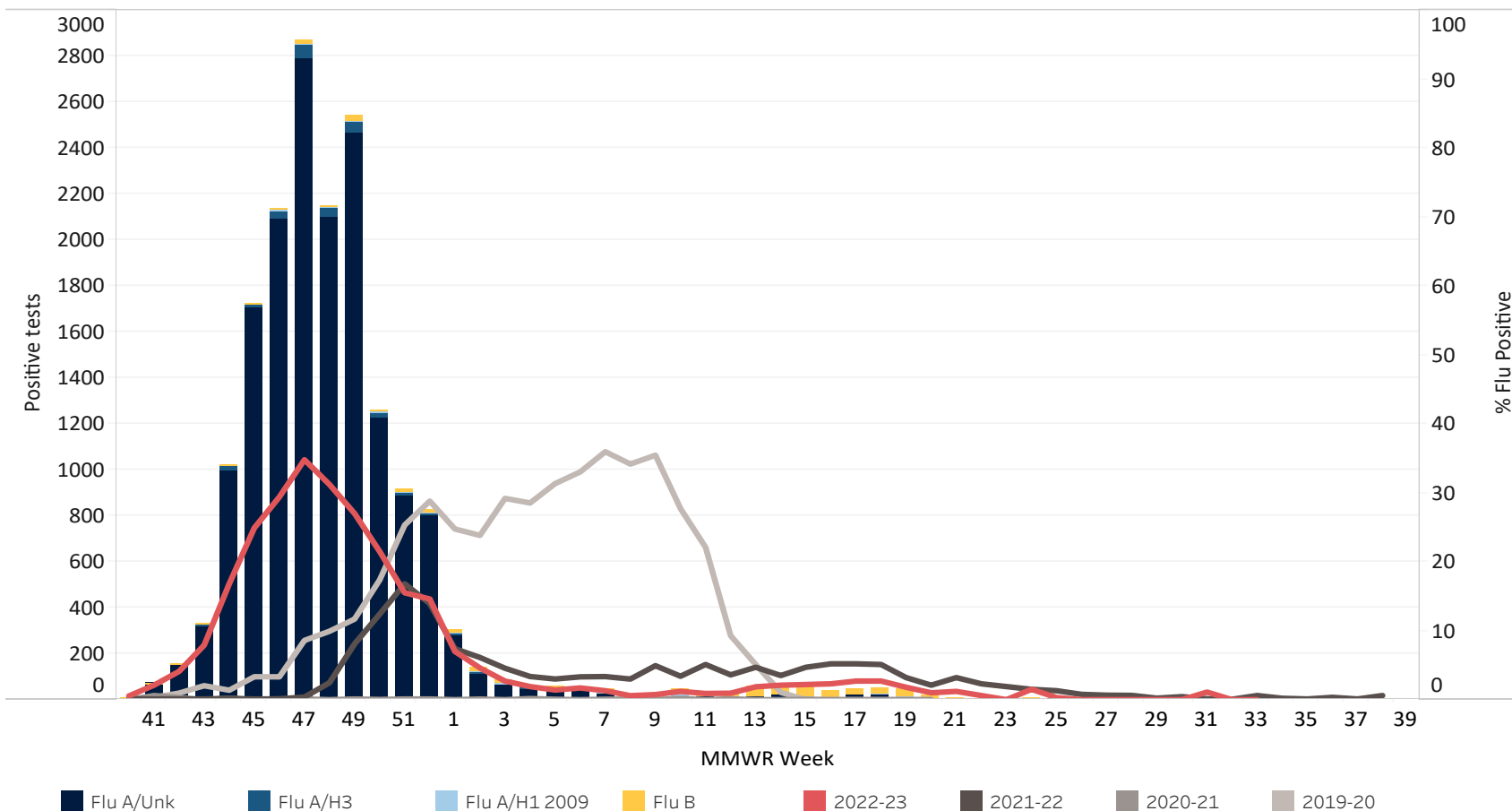
* Indicates current week-data may be delayed by 1 or more weeks
 ‡ MN Baseline valid for 2020-21 season only, do not compare it with previous seasons. The baseline is calculated by averaging the ILI percent for non-influenza weeks over the previous four seasons and adding two standard deviations. Non-influenza weeks account for less than 2% of the season's total flu-positive specimens tested at Public Health Labs in HHS Region 5. Weeks where ILI % is above baseline reflect weeks with excess health care visits due to ILI.

% of outpatients with ILI this week	% of outpatients with ILI last week
0.53%	0.59%

Laboratory Surveillance

The MN Lab System (MLS) Laboratory Influenza Surveillance Program is made up of more than 310 clinic- and hospital-based laboratories, voluntarily submitting testing data weekly. These laboratories perform rapid testing for influenza and Respiratory Syncytial Virus (RSV). Significantly fewer labs perform PCR testing for influenza and three also perform PCR testing for other respiratory viruses. MDH-PHL provides further characterization of submitted influenza isolates to determine the hemagglutinin serotype to indicate vaccine coverage. Tracking the laboratory results assists healthcare providers with patient diagnosis of influenza-like illness and provides an indicator of the progression of the influenza season as well as prevalence of disease in the community.

Specimens Positive for Influenza by Molecular Testing

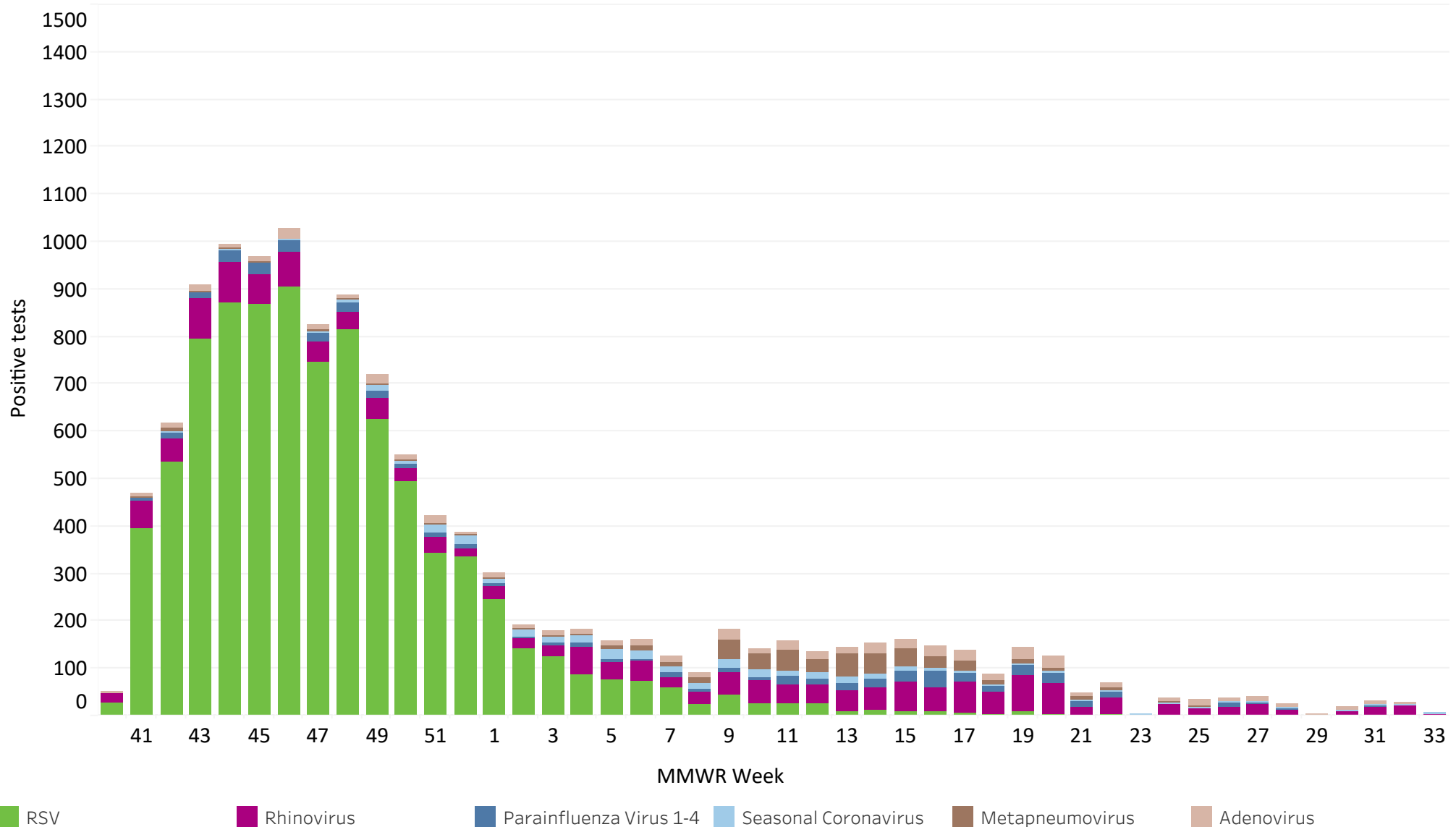


Number of reporting labs	Total molecular influenza tests reported	Total molecular influenza tests positive	% of molecular laboratory tests positive
6	140	0	0.0%

Laboratory Surveillance (continued)

Some participants in the MN Lab System (MLS) Laboratory Influenza Surveillance Program also report testing data from respiratory virus panel PCR testing. Tracking these laboratory results assists monitoring for non-influenza/non-COVID viruses that may be circulating and causing influenza-like illness.

Other Molecular Testing Results by Virus from MLS Survey



Hospitalized RSV Surveillance

Surveillance for respiratory syncytial virus (RSV) began in September 2016. Hospitalized inpatients of all ages who reside in the 7-county Twin Cities metropolitan area (Anoka, Carver, Dakota, Hennepin, Ramsey, Scott, and Washington) with laboratory-confirmed RSV are reportable. Due to the need to confirm reports and reporting delays, consider current week data preliminary.

Hospitalized RSV Cases by Age, Minnesota

